

2015 Employment Profile

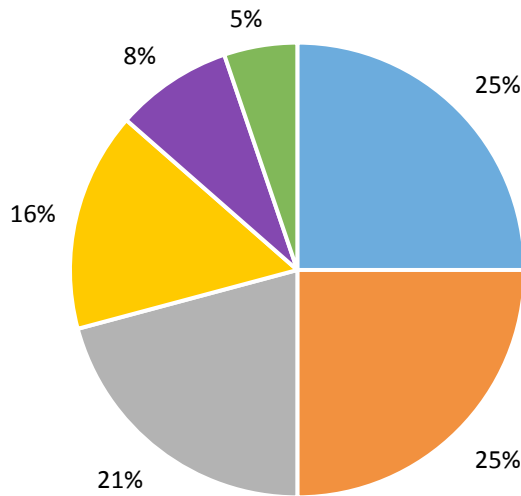
Prepared by the Nicholas School Career & Professional Development Center
 Published August 2016

Summary Data

We invited the 157 December 2014 and May 2015 graduates of the MEM and MF programs to participate in an annual employment survey of recent graduates. Of these potential respondents, X graduated from the on-campus programs and Y graduated from the online DEL-MEM program. We received 101 responses to the employment survey for a 64% response rate. Here we present summary data across all programs, data for on-campus separately, and data for each program area.

Among the 101 respondents, 98 (97%) are employed. Two recent graduates are pursuing additional graduate studies and one is seeking employment.

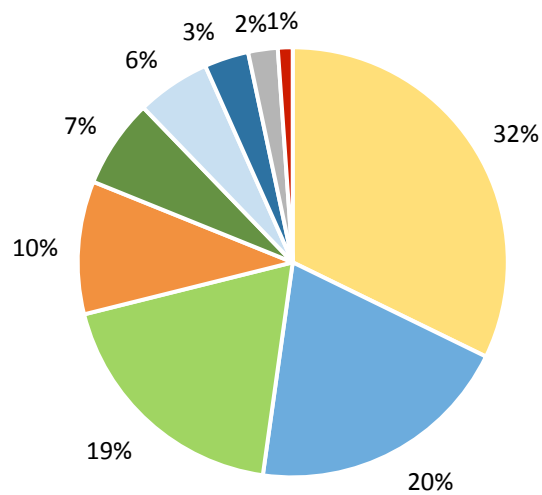
Employment by Region
 96 responses



■ Mid-Atlantic ■ Southeast ■ West ■ Northeast ■ International ■ Midwest

Employment by Sector

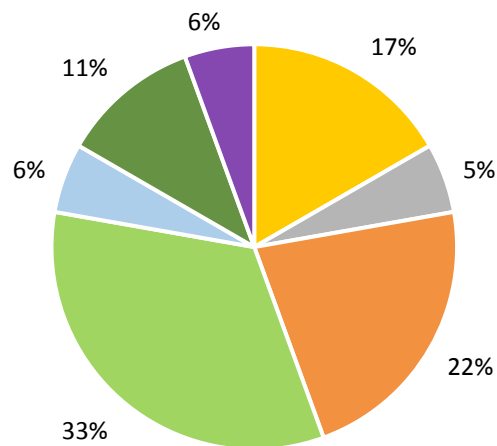
100 responses



- Consulting
- Business / Industry
- Non-profit / NGO
- Federal government
- State / Local government
- Research institute / Think tank
- Entrepreneur / Start-up
- Academic institution
- Law / Legal

Coastal Environmental Management (CEM)

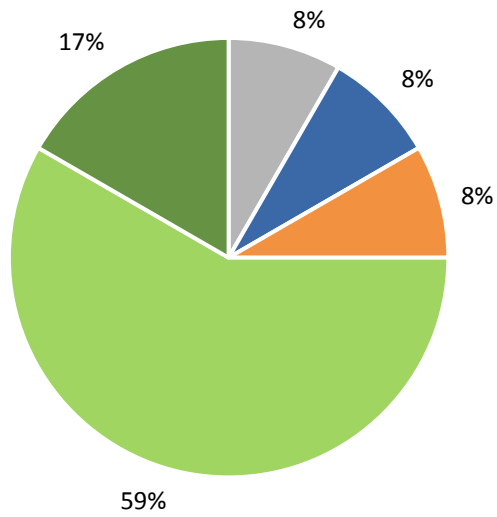
18 responses



- Consulting
- Academic institution
- Federal government
- Non-profit / NGO
- Research institute / Think tank
- State / Local government
- Pursuing graduate degree

Ecosystem Science and Conservation (ESC)

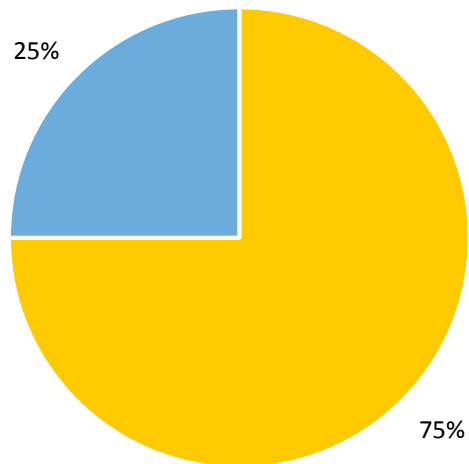
12 responses



- Academic institution
- Entrepreneur / Start-up
- Federal government
- Non-profit / NGO
- State / Local government

Ecotoxicology and Environmental Health (EEH)

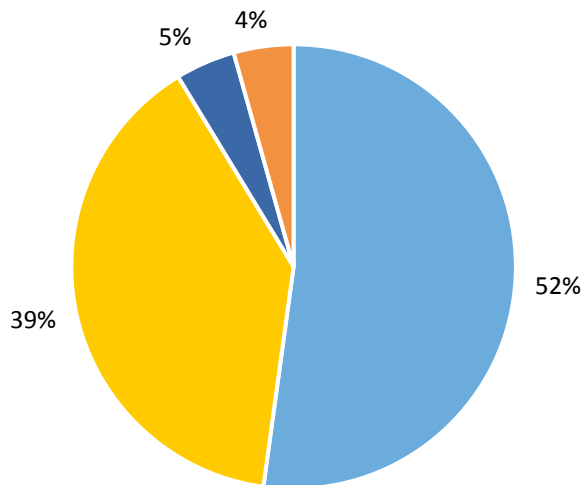
4 responses



- Consulting
- Business / Industry

Energy and the Environment (EE)

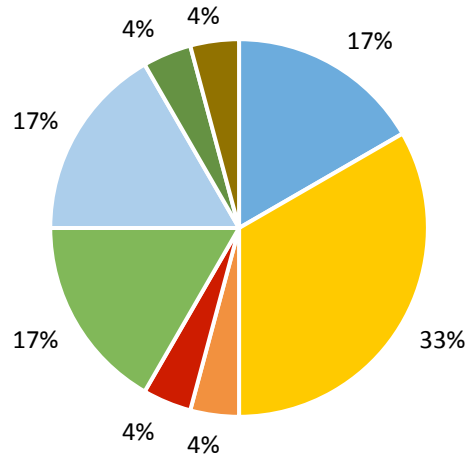
23 responses



■ Business / Industry ■ Consulting ■ Entrepreneur / Start-up ■ Federal government

Environmental Economics and Policy

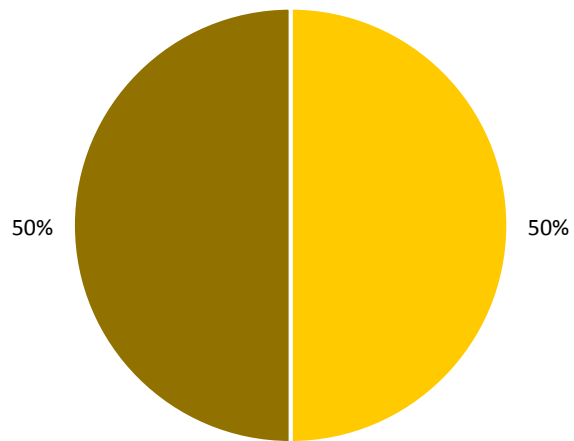
24 responses



■ Business / Industry ■ Consulting ■ Federal government
■ Law / Legal ■ Non-profit / NGO ■ Research institute
■ State / Local ■ Seeking first job after graduation

Global Environmental Change

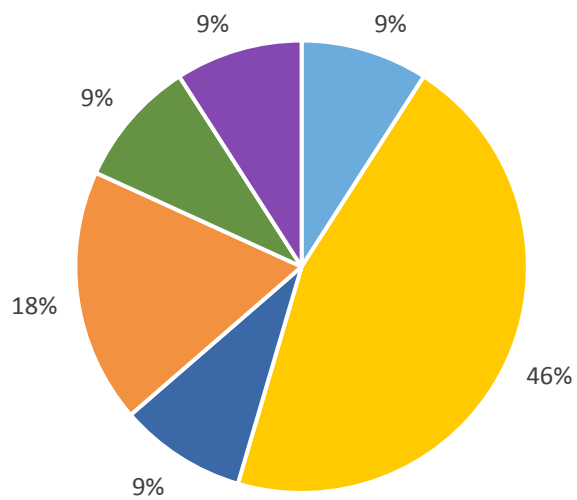
2 responses



■ Consulting ■ Seeking first job after graduation

Water Resources Management

11 responses



■ Business / Industry ■ Consulting
■ Entrepreneur / Start-up ■ Federal government
■ State / Local government ■ Pursuing graduate degree

Salary Data

Salaries vary widely depending on the type of employer, individual qualifications, previous experience, and job location. Recent MEM/MF graduates reported salaries ranging from under \$40,000 to over \$130,000. For December 2014 and May 2015, the median salary was \$62,500.

Salary Range and Median by SECTOR

	Median MEM/MF	Median Dual Degree
Academic Institution	45,000	N/A
Business / Industry	75,000	115,000
Consulting	62,500	62,500
Entrepreneur / Start-up	47,500	130,000+
Federal government	52,500	47,500
Law / Legal	67,500	N/A
Non-profit / NGO	52,500	77,500
Research institute / Think tank	42,500	N/A
State / Local government	60,000	N/A

Salary Range and Median by PROGRAM AREA

	Median MEM/MF	Median Dual Degree
Coastal Environmental Management	52,500	62,250
Ecosystem Science and Conservation	50,000	62,250
Ecotoxicology and Environmental Health	72,500	N/A
Energy and the Environment	72,500	120,000
Environmental Economics and Policy	52,500	72,500
Global Environmental Change	57,500	N/A
Water Resources Management	60,000	N/A
Duke Environmental Leadership (online)	82,500	
MEM/MBA	115,000	
MEM/MF	62,500	